

ADAC Formel 4

Result List Race 2

Provisional



Nürburgring, Length: 3629m

Air temperature: 18.62°C

Track temperature: 17.64°C

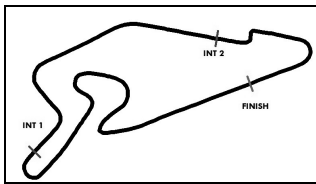
Weather condition: Dry

DMSB Reg. Nr.: 930/17

Sunday, August 06, 2017 11:10:00

started : 27 classified : 27 not classified : 0

Nr.	Drivers	Team	Laps	Total Time	Gap	Kph	Lap	Time	Kph	
Cl.	Car	Competitor								
1	1	F.Drugovich(ITA) ADAC Formel 4 powered by Abarth	(T) Van Amersfoort Racing(NLD) Van Amersfoort Racing	7	10:17.304		148.5	7	1:27.733	148.9
2	5	L.Zendeli(DEU) ADAC Formel 4 powered by Abarth	(T) ADAC Berlin-Brandenburg e.V.(DEU) ADAC Berlin-Brandenburg e.V.	7	10:22.952	5.648	147.3	4	1:28.024	148.4
3	44	J.Vips(ITA) ADAC Formel 4 powered by Abarth	(T) Prema Powerteam SRL(ITA) Prema Powerteam SRL	7	10:23.381	6.077	147.4	7	1:28.313	147.9
4	80	A.Estner(DEU) ADAC Formel 4 powered by Abarth	(T) Neuhauser Racing Team(AUT) Neuhauser Racing Team	7	10:24.233	6.929	147.1	4	1:28.234	148.0
5	18	J.Hanses(DEU) ADAC Formel 4 powered by Abarth	(T) US Racing(DEU) US Racing	7	10:24.947	7.643	147.2	4	1:28.345	147.8
6	28	K.Schramm(DEU) ADAC Formel 4 powered by Abarth	US Racing(DEU) US Racing	7	10:25.443	8.139	147.1	5	1:28.464	147.6
7	74	E.Fittipaldi(ITA) R ADAC Formel 4 powered by Abarth	Prema Powerteam SRL(ITA) Prema Powerteam SRL	7	10:26.055	8.751	147.1	4	1:28.384	147.8
8	9	M.Armstrong(ITA) ADAC Formel 4 powered by Abarth	(T) Prema Powerteam SRL(ITA) Prema Powerteam SRL	7	10:26.409	9.105	147.2	4	1:28.326	147.9
9	33	J.Aberdein(DEU) ADAC Formel 4 powered by Abarth	(T) Motopark(DEU) Motopark	7	10:26.843	9.539	147.1	4	1:28.455	147.6
10	2	F.Vesti(DNK) ADAC Formel 4 powered by Abarth	(T) Van Amersfoort Racing(NLD) Van Amersfoort Racing	7	10:27.265	9.961	147.0	5	1:28.417	147.7
11	13	F.Scherer(CHE) ADAC Formel 4 powered by Abarth	(T) US Racing(DEU) US Racing	7	10:27.672	10.368	147.0	4	1:28.348	147.8
12	4	S.Flörsch(DEU) ADAC Formel 4 powered by Abarth	ADAC Berlin-Brandenburg e.V.(DEU) ADAC Berlin-Brandenburg e.V.	7	10:28.075	10.771	147.0	5	1:28.496	147.6
13	3	L.Gachot(GBR) ADAC Formel 4 powered by Abarth	Van Amersfoort Racing(NLD) Van Amersfoort Racing	7	10:29.016	11.712	146.9	6	1:28.512	147.6
14	81	M.Waldherr(DEU) ADAC Formel 4 powered by Abarth	(T) Neuhauser Racing Team(AUT) Neuhauser Racing Team	7	10:30.097	12.793	146.8	5	1:28.384	147.8
15	68	J.Correa(ITA) ADAC Formel 4 powered by Abarth	Prema Powerteam SRL(ITA) Prema Powerteam SRL	7	10:30.954	13.650	146.6	5	1:28.597	147.4
16	98	C.Piro(DEU) ADAC Formel 4 powered by Abarth	(T) Team Piro Sports Interdental(DEU) Team Piro Sports Interdental	7	10:35.061	17.757	145.7	7	1:29.170	146.5
17	83	K.Moreira-Laliberte(CHE) ADAC Formel 4 powered by Abarth	Van Amersfoort Racing(NLD) Van Amersfoort Racing	7	10:35.386	18.082	145.6	7	1:28.921	146.9
18	7	O.Söderström(SWE) ADAC Formel 4 powered by Abarth	(T) ADAC Berlin-Brandenburg e.V.(DEU) ADAC Berlin-Brandenburg e.V.	7	10:35.859	18.555	145.6	7	1:28.911	146.9
19	11	M.Wishofer(AUT) R ADAC Formel 4 powered by Abarth	(T) Lechner Racing(AUT) Lechner Racing	7	10:37.524	20.220	145.3	5	1:29.196	146.4
20	42	L.Hoogenboom(NLD) ADAC Formel 4 powered by Abarth	(T) Motopark(DEU) Motopark	7	10:38.018	20.714	145.2	4	1:29.284	146.3
21	64	O.Caldwell(GBR) ADAC Formel 4 powered by Abarth	ADAC Berlin-Brandenburg e.V.(DEU) ADAC Berlin-Brandenburg e.V.	7	10:38.096	20.792	145.1	5	1:29.641	145.7
22	41	A.Petrov(ITA) ADAC Formel 4 powered by Abarth	DR Formula(PRT) DR Formula	7	10:38.564	21.260	145.2	6	1:29.163	146.5
23	99	C.Weerts(BEL) R ADAC Formel 4 powered by Abarth	Motopark(DEU) Motopark	7	10:39.348	22.044	145.0	3	1:29.254	146.3
24	26	L.Heinrich(DEU) R ADAC Formel 4 powered by Abarth	(T) Rennsport Rössler(DEU) Rennsport Rössler	7	10:40.086	22.782	145.0	3	1:29.507	145.9
25	10	R.Wagner(DEU) R ADAC Formel 4 powered by Abarth	(T) Lechner Racing(AUT) Lechner Racing	7	10:41.333	24.029	144.7	6	1:29.490	145.9
26	25	D.Ghatts(DEU) R ADAC Formel 4 powered by Abarth	(T) Team Piro Sports Interdental(DEU) Team Piro Sports Interdental	7	10:41.540	24.236	144.8	6	1:29.680	145.6



ADAC Formel 4

Result List Race 2

Provisional

DMSB Reg. Nr.: 930/17

Sunday, August 06, 2017 11:10:00



Nürburgring, Length: 3629m
Air temperature: 18.62°C
Track temperature: 17.64°C
Weather condition: Dry

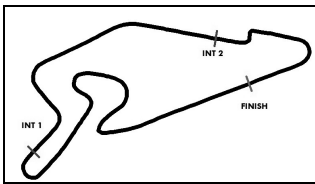
started : 27 classified : 27 not classified : 0

Nr. Drivers	Team	Laps	Total Time	Gap	Kph	Lap	Time	Kph
Cl. Car	Competitor							
27 6 T.Beckhäuser(CZE)	ADAC Berlin-Brandenburg e.V.(DEU)	7	10:41.865	24.561	144.7	6	1:29.538	145.9
R ADAC Formel 4 powered by Abarth	ADAC Berlin-Brandenburg e.V.							

Fastest lap of the race. Car 1 driver Felipe Drugovich on lap 7. Time 1:27.733, average speed 148.9 km/h.

T = nominated for the team classification

Subject to final scrutineering!		
Publication time:	Clerk of the Course: Michael Bork	Timekeeper: Steffen Ruhl



ADAC Formel 4

Lap Chart Race 2

Provisional

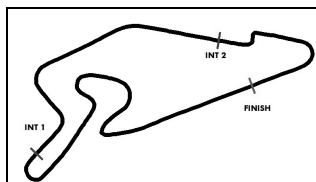


Nürburgring, Length: 3629 m

Sunday, August 06, 2017 11:10:00

LapCha	1	2	3	4	5	6	7	8	9	10	11	12	13	14	15	16	17	18	19	20	21	22	23	24	25	26	27	28	29	30	31	32	33	34	35	36	37	38	39	40	41	42	43	44	45								
LAP 1	1	5	80	44	18	28	74	9	33	2	13	4	3	81	68	83	98	7	64	11	42	41	99	26	10	6	25																										
LAP 2	1	5	80	44	18	28	74	9	33	2	13	4	3	81	68	98	83	7	11	64	42	41	26	99	10	25	6																										
LAP 3	1	5	80	44	18	28	74	9	33	2	13	4	3	81	68	98	83	11	7	64	42	41	26	99	10	25	6																										
LAP 4	1	5	80	44	18	28	74	9	33	2	13	4	3	81	68	98	83	7	11	42	64	26	41	99	10	25	6																										
LAP 5	1	5	80	44	18	28	74	9	33	2	13	4	3	81	68	98	83	7	11	42	64	26	41	99	10	25	6																										
LAP 6	1	5	44	80	18	28	74	9	33	2	13	4	3	81	68	98	83	7	11	42	64	41	26	99	10	25	6																										
LAP 7	1	5	44	80	18	28	74	9	33	2	13	4	3	81	68	98	83	7	11	42	64	41	99	26	10	25	6																										

. - PIT STOP ' - LAP BEHIND



ADAC Formel 4

Sector List Race 2

Provisional



Nürburgring, Length: 3629m

Air temperature: 18.62°C

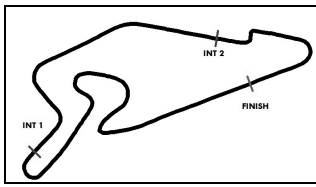
Track temperature: 17.64°C

Weather condition: Dry

DMSB Reg. Nr.: 930/17

Sunday, August 06, 2017 11:10:00

Lap	Time	SE1	SP1	SE2	SP2	SE3	SP3	TSP	Lap	Time	SE1	SP1	SE2	SP2	SE3	SP3	TSP
1 Drugovich, ITA		theoretical besttime: 1:27.667															
1	1:29.519	45.897	132	22.391	216	21.231	177	216	5	1:27.783	44.423	132	22.168	216	21.192	178	216
2	1:28.331	44.648	132	22.402	215	21.281	178	215	6	1:27.970	44.510	132	22.263	216	21.197	178	216
3	1:28.115	44.624	132	22.286	215	21.205	179	215	7	1:27.733	44.442	133	22.215	215	21.076	178	215
4	1:27.853	44.542	132	22.202	216	21.109	179	216									
2 Vesti, DNK		theoretical besttime: 1:28.334															
1	1:34.377	49.630	129	22.890	216	21.857	179	216	5	1:28.417	44.853	131	22.232	219	21.332	178	219
2	1:29.755	45.781	131	22.425	219	21.549	179	219	6	1:28.722	44.857	131	22.323	219	21.542	179	219
3	1:28.596	44.770	130	22.407	219	21.419	179	219	7	1:28.772	45.062	130	22.298	218	21.412	179	218
4	1:28.626	44.897	130	22.348	219	21.381	178	219									
3 Gachot, GBR		theoretical besttime: 1:28.423															
1	1:35.691	50.118	127	23.291	219	22.282	177	219	5	1:28.654	44.907	131	22.437	216	21.310	177	216
2	1:29.700	45.536	130	22.607	219	21.557	178	219	6	1:28.512	44.850	129	22.440	216	21.222	177	216
3	1:29.303	45.391	131	22.401	216	21.511	178	216	7	1:28.559	44.967	130	22.413	216	21.179	178	216
4	1:28.597	44.925	130	22.394	216	21.278	179	216									
4 Flörsch, DEU		theoretical besttime: 1:28.433															
1	1:35.017	50.062	131	23.195	215	21.760	179	215	5	1:28.496	44.885	132	22.312	219	21.299	178	219
2	1:29.832	45.802	131	22.707	215	21.323	179	215	6	1:28.656	44.881	133	22.534	219	21.241	179	219
3	1:28.719	44.905	131	22.435	219	21.379	178	219	7	1:28.780	45.038	128	22.435	218	21.307	179	218
4	1:28.575	44.923	131	22.412	218	21.240	180	218									
5 Zendeli, DEU		theoretical besttime: 1:27.946															
1	1:30.926	46.908		22.592	215	21.426	178	215	5	1:29.859	44.595	132	22.226	216	23.038	176	216
2	1:28.768	44.971	133	22.380	215	21.417	178	215	6	1:28.686	45.025	133	22.282	214	21.379	177	214
3	1:28.261	44.731	131	22.347	215	21.183	179	215	7	1:28.428	44.846	135	22.281	214	21.301	178	214
4	1:28.024	44.587	132	22.304	215	21.133	179	215									
6 Beckhäuser, CZE		theoretical besttime: 1:29.382															
1	1:40.320	52.816	134	23.495	220	24.009	175	220	5	1:30.063	45.579	133	22.564	219	21.920	174	219
2	1:31.821	46.843	126	22.843	218	22.135	175	218	6	1:29.538	45.350	132	22.655	216	21.533	180	216
3	1:30.034	45.928	132	22.588	216	21.518	179	216	7	1:29.919	45.679	130	22.514	217	21.726	179	217
4	1:30.170	45.364	129	22.834	217	21.972	179	217									
7 Söderström, SWE		theoretical besttime: 1:28.851															
1	1:37.543	51.170	131	23.548	222	22.825	179	222	5	1:29.342	44.943	134	22.459	217	21.940	180	217
2	1:30.671	45.947	132	22.751	217	21.973	178	217	6	1:29.989	45.955	133	22.550	215	21.484	178	215
3	1:30.347	45.266	133	22.558	216	22.523	181	216	7	1:28.911	44.964	132	22.498	215	21.449	179	215
4	1:29.056	45.113	133	22.473	215	21.470	180	215									
9 Armstrong, ITA		theoretical besttime: 1:28.326															
1	1:33.900	49.001	129	23.012	214	21.887	177	214	5	1:28.535	44.861	129	22.494	219	21.180	179	219
2	1:29.398	45.431	130	22.573	217	21.394	179	217	6	1:28.837	44.855	131	22.563	216	21.419	178	216
3	1:28.872	44.868	131	22.520	216	21.484	179	216	7	1:28.541	44.756	131	22.610	216	21.175	180	216
4	1:28.326	44.676	131	22.490	217	21.160	180	217									
10 Wagner, DEU		theoretical besttime: 1:29.402															
1	1:39.732	52.212		23.989	218	23.531	177	218	5	1:30.068	45.664	129	22.671	217	21.733	176	217
2	1:31.390	46.539	124	22.970	217	21.881	175	217	6	1:29.490	45.224	132	22.752	215	21.514	175	215
3	1:30.021	45.379	128	22.836	214	21.806	174	214	7	1:30.272	45.741	130	22.664	214	21.867	177	214
4	1:30.360	45.412	129	22.762	217	22.186	177	217									



ADAC Formel 4

Sector List Race 2

Provisional



Nürburgring, Length: 3629m
Air temperature: 18.62°C
Track temperature: 17.64°C
Weather condition: Dry

DMSB Reg. Nr.: 930/17

Sunday, August 06, 2017 11:10:00

Lap	Time	SE1	SP1	SE2	SP2	SE3	SP3	TSP	Lap	Time	SE1	SP1	SE2	SP2	SE3	SP3	TSP
11	Wishofer, AUT								theoretical besttime: 1:29.064								
1	1:38.155	51.711	129	23.715	218	22.729	177	218	5	1:29.196	45.325	130	22.406	217	21.465	178	217
2	1:30.392	45.721	129	22.588	222	22.083	178	222	6	1:30.305	45.958	131	22.792	216	21.555	176	216
3	1:29.926	45.302	131	22.297	221	22.327	177	221	7	1:29.828	45.416	131	22.804	215	21.608	177	215
4	1:29.722	45.514	131	22.448	218	21.760	175	218									

13	Scherer, CHE								theoretical besttime: 1:28.179								
1	1:34.728	49.880	128	22.912	217	21.936	180	217	5	1:28.482	45.055	130	22.364	219	21.063	181	219
2	1:29.765	45.885	130	22.475	219	21.405	180	219	6	1:28.859	45.020	130	22.540	217	21.299	180	217
3	1:28.839	44.949	131	22.457	219	21.433	180	219	7	1:28.651	44.997	129	22.455	218	21.199	182	218
4	1:28.348	44.778	131	22.338	222	21.232	181	222									

18	Hanses, DEU								theoretical besttime: 1:28.221								
1	1:32.580	48.022	129	22.650	219	21.908	177	219	5	1:28.475	44.777	131	22.329	218	21.369	179	218
2	1:29.215	45.461	131	22.467	216	21.287	179	216	6	1:28.859	44.843	131	22.485	219	21.531	178	219
3	1:28.680	44.922	132	22.482	216	21.276	180	216	7	1:28.793	44.997	131	22.439	217	21.357	179	217
4	1:28.345	44.779	132	22.451	216	21.115	180	216									

25	Ghattas, DEU								theoretical besttime: 1:29.529								
1	1:40.373	54.439	127	23.267	212	22.667	173	212	5	1:30.067	45.779	129	22.464	218	21.824	178	218
2	1:31.199	46.272	126	22.978	216	21.949	177	216	6	1:29.680	45.401	129	22.615	216	21.664	177	216
3	1:29.917	45.641	130	22.574	215	21.702	178	215	7	1:30.008	45.580	130	22.532	216	21.896	178	216
4	1:30.296	45.516	128	22.621	216	22.159	177	216									

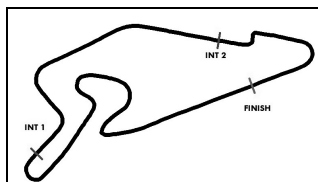
26	Heinrich, DEU								theoretical besttime: 1:29.360								
1	1:39.522	52.292	126	23.669	218	23.561	175	218	5	1:30.367	45.429	130	22.658	217	22.280	173	217
2	1:30.593	46.210	129	22.617	217	21.766	177	217	6	1:30.053	45.612	129	22.452	217	21.989	174	217
3	1:29.507	45.366	128	22.529	216	21.612	177	216	7	1:30.312	45.657	127	22.730	213	21.925	175	213
4	1:29.732	45.683	125	22.507	217	21.542	176	217									

28	Schramm, DEU								theoretical besttime: 1:28.317								
1	1:32.897	48.338	131	22.731	219	21.828	178	219	5	1:28.464	44.863	130	22.304	218	21.297	179	218
2	1:29.344	45.465	129	22.483	219	21.396	179	219	6	1:28.753	44.969	131	22.428	217	21.356	178	217
3	1:28.843	44.975	132	22.392	219	21.476	178	219	7	1:28.573	44.761	131	22.498	218	21.314	179	218
4	1:28.569	44.751	131	22.556	217	21.262	179	217									

33	Aberdein, DEU								theoretical besttime: 1:28.284								
1	1:34.114	49.277	130	22.792	220	22.045	178	220	5	1:28.523	44.827	130	22.358	220	21.338	179	220
2	1:29.757	45.691	130	22.502	219	21.564	178	219	6	1:28.814	44.757	132	22.412	221	21.645	178	221
3	1:28.574	44.745	130	22.263	218	21.566	179	218	7	1:28.606	44.869	129	22.348	219	21.389	178	219
4	1:28.455	44.882	130	22.201	220	21.372	178	220									

41	Petrov, ITA								theoretical besttime: 1:28.909								
1	1:38.758	51.949	129	23.762	218	23.047	176	218	5	1:29.922	45.213	130	22.443	224	22.266	179	224
2	1:30.902	46.513	130	22.715	220	21.674	178	220	6	1:29.163	44.989	130	22.628	219	21.546	173	219
3	1:29.688	45.319	130	22.610	219	21.759	178	219	7	1:29.591	45.436	130	22.623	217	21.532	177	217
4	1:30.540	46.324	130	22.739	218	21.477	179	218									

42	Hoogenboom, NLD								theoretical besttime: 1:29.283								
1	1:38.287	51.345	133	23.817	216	23.125	179	216	5	1:29.645	45.741	127	22.440	217	21.464	177	217
2	1:30.994	46.725	131	22.623	218	21.646	177	218	6	1:30.029	45.826	129	22.570	217	21.633	177	217
3	1:29.934	45.481	129	22.528	217	21.925	176	217	7	1:29.845	45.489	130	22.547	217	21.809	174	217
4	1:29.284	45.399	130	22.441	217	21.444	177	217									



ADAC Formel 4

Sector List Race 2

Provisional



Nürburgring, Length: 3629m

Air temperature: 18.62°C

Track temperature: 17.64°C

Weather condition: Dry

DMSB Reg. Nr.: 930/17

Sunday, August 06, 2017 11:10:00

Lap	Time	SE1	SP1	SE2	SP2	SE3	SP3	TSP	Lap	Time	SE1	SP1	SE2	SP2	SE3	SP3	TSP
44	Vips, ITA								theoretical besttime: 1:28.119								
1	1:31.947	47.702	130	22.774	216	21.471	178	216	5	1:28.401	44.656	131	22.311	218	21.434	180	218
2	1:28.884	45.002	130	22.548	217	21.334	178	217	6	1:28.889	45.175	131	22.458	215	21.256	178	215
3	1:28.576	44.903	131	22.492	216	21.181	178	216	7	1:28.313	44.718	131	22.443	214	21.152	178	214
4	1:28.371	44.807	130	22.358	215	21.206	177	215									

64	Caldwell, GBR								theoretical besttime: 1:29.045								
1	1:37.909	50.868		23.726	216	23.315	177	216	5	1:29.641	45.709	126	22.505	219	21.427	179	219
2	1:30.970	46.672	129	22.722	216	21.576	178	216	6	1:29.915	45.743	126	22.515	222	21.657	179	222
3	1:30.033	45.384	128	22.674	216	21.975	177	216	7	1:29.740	45.639	131	22.365	220	21.736	178	220
4	1:29.888	46.011	127	22.581	217	21.296	179	217									

68	Correa, ITA								theoretical besttime: 1:28.575								
1	1:36.574	50.567	130	23.652	214	22.355	177	214	5	1:28.597	44.899	131	22.459	217	21.239	177	217
2	1:30.252	45.931	129	22.773	217	21.548	178	217	6	1:28.747	44.897	131	22.552	218	21.298	177	218
3	1:29.289	45.190	131	22.578	217	21.521	174	217	7	1:28.847	45.011	130	22.490	215	21.346	177	215
4	1:28.648	44.877	130	22.472	217	21.299	178	217									

74	Fittipaldi, ITA								theoretical besttime: 1:28.377								
1	1:33.259	48.743	128	22.843	216	21.673	178	216	5	1:28.587	45.062	129	22.354	220	21.171	179	220
2	1:29.419	45.571	132	22.498	219	21.350	179	219	6	1:28.696	44.948	130	22.362	219	21.386	179	219
3	1:28.908	44.942	131	22.569	216	21.397	179	216	7	1:28.802	45.064	130	22.406	215	21.332	178	215
4	1:28.384	44.864	129	22.361	218	21.159	180	218									

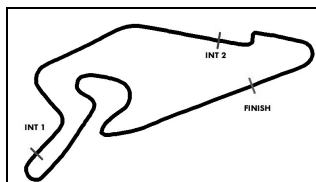
80	Estner, DEU								theoretical besttime: 1:28.028								
1	1:31.486	47.341	131	22.627	215	21.518	176	215	5	1:28.925	44.578	131	22.317	217	22.030	175	217
2	1:28.973	45.146	129	22.457	217	21.370	177	217	6	1:29.640	45.662	130	22.588	217	21.390	176	217
3	1:28.445	44.792	131	22.408	216	21.245	178	216	7	1:28.530	44.775	131	22.504	216	21.251	177	216
4	1:28.234	44.711	130	22.390	216	21.133	179	216									

81	Waldherr, DEU								theoretical besttime: 1:28.350								
1	1:36.274	50.352	128	23.397	216	22.525	173	216	5	1:28.384	44.829	130	22.429	216	21.126	178	216
2	1:30.055	45.966	130	22.646	215	21.443	177	215	6	1:28.940	45.334	131	22.395	215	21.211	178	215
3	1:29.029	45.248	131	22.474	215	21.307	178	215	7	1:28.703	44.921	130	22.542	215	21.240	178	215
4	1:28.712	45.011	131	22.471	216	21.230	178	216									

83	Moreira-Laliberte, CHE								theoretical besttime: 1:28.562								
1	1:37.136	50.603	129	23.700	216	22.833	177	216	5	1:29.795	45.183	132	22.264	216	22.348	179	216
2	1:30.792	46.173	130	22.542	213	22.077	178	213	6	1:29.630	45.330	131	22.528	220	21.772	176	220
3	1:29.517	45.074	131	22.273	222	22.170	180	222	7	1:28.921	44.846	131	22.441	219	21.634	180	219
4	1:29.595	45.594	131	22.549	219	21.452	180	219									

98	Piro, DEU								theoretical besttime: 1:29.031								
1	1:37.364	50.889	129	23.567	213	22.908	178	213	5	1:29.875	45.134	132	22.505	217	22.236	175	217
2	1:30.035	45.461	131	22.948	217	21.626	179	217	6	1:29.252	45.341	132	22.504	215	21.407	177	215
3	1:29.866	45.279	131	22.561	216	22.026	178	216	7	1:29.170	45.135	131	22.566	213	21.469	178	213
4	1:29.499	45.573	131	22.490	215	21.436	178	215									

99	Weerts, BEL								theoretical besttime: 1:28.518								
1	1:38.902	51.568	126	24.058	219	23.276	178	219	5	1:29.780	45.019	128	22.501	220	22.260	177	220
2	1:31.553	47.080	124	22.620	218	21.853	177	218	6	1:29.715	45.425	130	22.321	222	21.969	178	222
3	1:29.254	45.361	129	22.376	220	21.517	181	220	7	1:29.496	45.708	130	22.610	220	21.178	179	220
4	1:30.648	46.275	129	22.485	221	21.888	177	221									



ADAC Formel 4

Top speed list Race 2

Provisional

DMSB Reg. Nr.: 930/17

Sunday, August 06, 2017 11:10:00



Nürburgring, Length: 3629m

Air temperature: 18.62°C

Track temperature: 17.64°C

Weather condition: Dry

#	Name (NAT)	Team	Car name	Speed	Lap	Race time
41	Artem Petrov (ITA)	DR Formula (PRT)	ADAC Formel 4 powered by Abarth	224.53	5	7:17.544
7	Oliver Söderström (SWE)	ADAC Berlin-Brandenburg e.V. (DEU)	ADAC Formel 4 powered by Abarth	222.68	1	1:14.718
83	Kami Moreira-Laliberte (CHE)	Van Amersfoort Racing (NLD)	ADAC Formel 4 powered by Abarth	222.68	3	4:15.275
64	Oliver Caldwell (GBR)	ADAC Berlin-Brandenburg e.V. (DEU)	ADAC Formel 4 powered by Abarth	222.68	6	8:46.699
99	Charles Weerts (BEL)	Motopark (DEU)	ADAC Formel 4 powered by Abarth	222.68	6	8:47.883
11	Mick Wishofer (AUT)	Lechner Racing (AUT)	ADAC Formel 4 powered by Abarth	222.22	2	2:46.464
13	Fabio Scherer (CHE)	US Racing (DEU)	ADAC Formel 4 powered by Abarth	222.22	4	5:40.448
33	Jonathan Aberdein (DEU)	Motopark (DEU)	ADAC Formel 4 powered by Abarth	221.31	6	8:36.592
6	Tom Beckhäuser (CZE)	ADAC Berlin-Brandenburg e.V. (DEU)	ADAC Formel 4 powered by Abarth	220.85	1	1:16.311
74	Enzo Fittipaldi (ITA)	Prema Powerteam SRL (ITA)	ADAC Formel 4 powered by Abarth	220.40	5	7:07.386
2	Frederik Vesti (DNK)	Van Amersfoort Racing (NLD)	ADAC Formel 4 powered by Abarth	219.95	5	7:08.439
18	Julian Hanses (DEU)	US Racing (DEU)	ADAC Formel 4 powered by Abarth	219.95	6	8:34.623
28	Kim Luis Schramm (DEU)	US Racing (DEU)	ADAC Formel 4 powered by Abarth	219.51	2	2:40.845
4	Sophia Flörsch (DEU)	ADAC Berlin-Brandenburg e.V. (DEU)	ADAC Formel 4 powered by Abarth	219.51	5	7:09.340
3	Louis Gachot (GBR)	Van Amersfoort Racing (NLD)	ADAC Formel 4 powered by Abarth	219.06	1	1:13.409
9	Marcus Armstrong (ITA)	Prema Powerteam SRL (ITA)	ADAC Formel 4 powered by Abarth	219.06	5	7:07.851
44	Juri Vips (ITA)	Prema Powerteam SRL (ITA)	ADAC Formel 4 powered by Abarth	218.62	5	7:04.745
25	Doueid Ghattas (DEU)	Team Piro Sports Interdental (DEU)	ADAC Formel 4 powered by Abarth	218.62	5	7:20.028
26	Laurin Heinrich (DEU)	Rennsport Rössler (DEU)	ADAC Formel 4 powered by Abarth	218.18	1	1:15.961
10	Richard Wagner (DEU)	Lechner Racing (AUT)	ADAC Formel 4 powered by Abarth	218.18	1	1:16.201
42	Leonard Hoogenboom (NLD)	Motopark (DEU)	ADAC Formel 4 powered by Abarth	218.18	2	2:47.635
68	Juan Manuel Correa (ITA)	Prema Powerteam SRL (ITA)	ADAC Formel 4 powered by Abarth	218.18	6	8:40.809
80	Andreas Estner (DEU)	Neuhauser Racing Team (AUT)	ADAC Formel 4 powered by Abarth	217.30	2	2:39.089
98	Cedric Piro (DEU)	Team Piro Sports Interdental (DEU)	ADAC Formel 4 powered by Abarth	217.30	2	2:45.773
5	Lirim Zendeli (DEU)	ADAC Berlin-Brandenburg e.V. (DEU)	ADAC Formel 4 powered by Abarth	216.86	5	7:02.800
81	Michael Waldherr (DEU)	Neuhauser Racing Team (AUT)	ADAC Formel 4 powered by Abarth	216.86	5	7:11.328
1	Felipe Drugovich (ITA)	Van Amersfoort Racing (NLD)	ADAC Formel 4 powered by Abarth	216.43	5	7:00.409